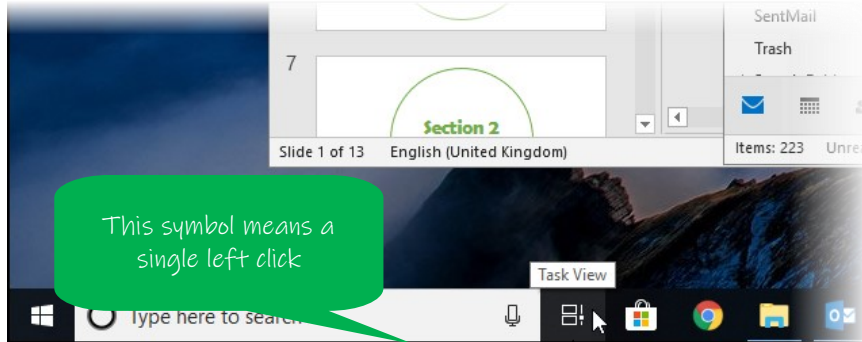


Maximum 3 line context setting description



Creating a Virtual Desktop

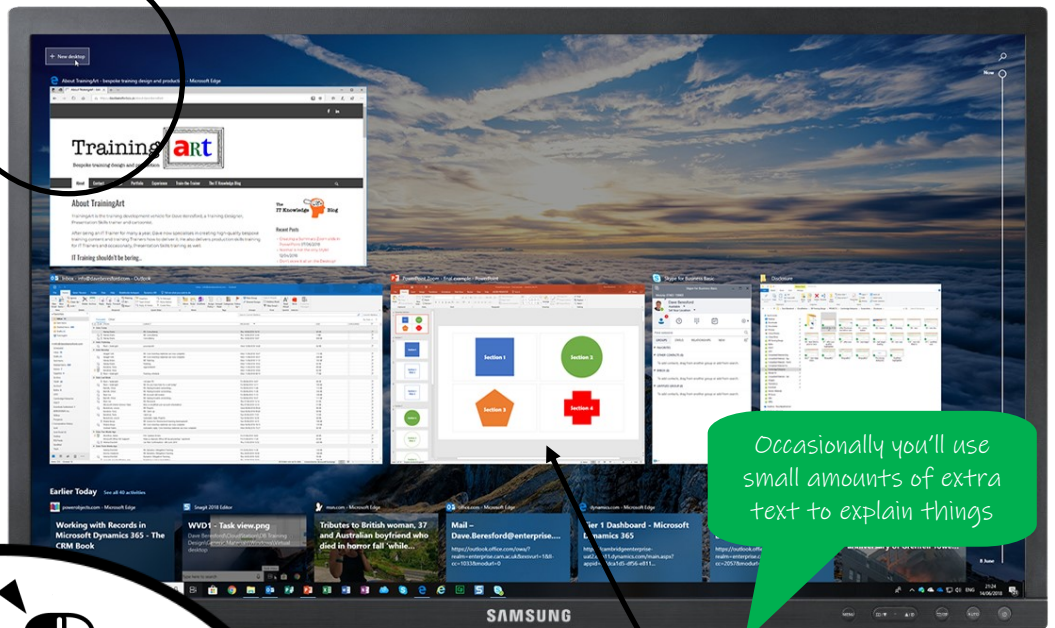
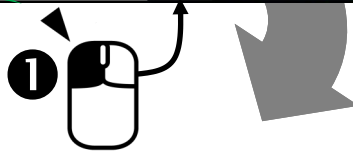
If you are running out of space on your screen or want to organise a group of windows separately, you can create additional "virtual" desktop screens. Creating them is a simple process and you can switch to between them easily with a key press. This guide will get you started...



This symbol means a single left click

Screenshot is cropped with a fade effect showing the user which part is missing

You can use this type of idea to enlarge areas that are a bit small...



Occasionally you'll use small amounts of extra text to explain things

"Task View" shows you all your open windows and the recently opened ones as well...



These block arrows are used between steps of the process

